

A600

Be it thirsty customers pouring into a coffee shop or customers that prefer making their own coffee, the A600 can produce a wide variety of premium drinks. And with features like iQFlow™ and FoamMaster™ – not to mention our easy-to-use interactive touch screen – customers can make any coffee they wish: with a machine that knows how to get the most out of its coffee beans. In addition, the A600's fully automatic cleaning system means you can be sure the strictest hygiene standards are always met – giving you more time to focus on providing the best customer service possible.

RECOMMENDED DAILY OUTPUT

Cups per Day: Up to 150



iQFlow™

the groundbreaking technology that extracts more flavor for unrivaled in-cup-quality



TOUCH SCREEN

Practical 8-inch touch screen for simple, easy operation



FOAMMASTER™

For perfect foam, every time

FRANKE

MAKE IT WONDERFUL

YOUR A600: CONFIGURED TO YOUR PREFERENCES

1 A600 FEATURES

- Bean hoppers/ Bean grinders: 2 x 2.6 lbs, lockable
- 1 powder dosing system (for chocolate and chai tea powder), lockable
- Cup sensor
- iQFlow™
- Automatic height-adjustable dispensing outlet

Optional Features:

- Coffee grounds chute

Special Order:

- Second powder dosing system (for chocolate and chai powder), lockable

2 MILK SYSTEMS

- FoamMaster™ (FM): hot and cold milk and milk foam, individually adjustable consistency, integrated cleaning system

Special Order:

- Milk system (MS): hot and cold milk and warm milk foam, exact dosing via milk pump

2 CLEANING SYSTEMS

- CleanMaster (CM): fully automatic cleaning system with integrated cleaning cartridge. For outstanding hygiene and unbeatable simplicity, efficiency, and convenience.

Special Order:

- EasyClean (EC): automatic cleaning system with manual addition of the cleaning fluid. Perfect hygiene in just a few steps.

3 FLAVOR STATION

- Automatic dosing station for up to three flavors.

4 ACCOUNTING SYSTEM

- Can be used for various payment methods, Mastercard or Visa cards, Apple Pay and NFC (near field communication) payment methods.

5 CUP WARMER


- With four heatable trays.



COLORS

 Black/chrome

Special Order:

 Anthracite/chrome

FLEXIBILITY

Our product portfolio allows various assembly options
- tailored to your needs.



MAKE IT WONDERFUL

Franke Kaffeemaschinen AG
cs-info.ch@franke.com

Franke Coffee Systems GmbH
cs-info.de@franke.com

Franke Coffee Systems Americas
cs-coffeesales.us@franke.com

Franke Coffee Systems UK
sales@Frankecoffeesystems.co.uk

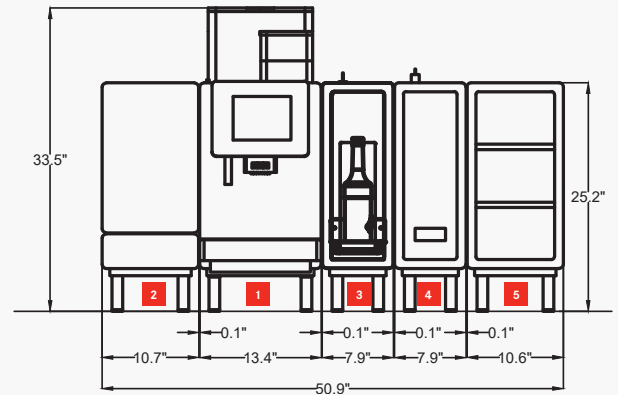
800.310.5710
coffee.franke.com

TECHNICAL DATA

MACHINE MODELS

1 A600 FM CM

Electrical connection	208V (30 A)
Dimensions	13.4 in x 33.5 in x 23.6 in
SU05 CM	120V (15 A)
Dimensions	10.7 in x 25.2 in x 18.7 in (W / H / D)
Weight (empty)	approx. 180 lbs (FM CM incl. SU05 CM)
Colors	Black or Anthracite

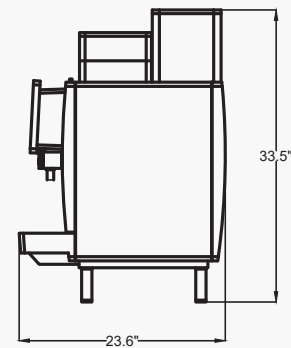


L6-30R



WATER QUALITY REQUIREMENTS

Aroma	Fresh and pure taste, with no perceptible aroma
Color	Clear
Total Hardness	70 - 140 ppm (mg/l)
	4-8 gpg
Carbonate hardness	3 - 6° dH CH (carbonate hardness)
	50 - 105 ppm (mg/l)
Acid content/ph value	6.5 - 7.5 pH
Chlorine content	< 0.5 mg/l
Chloride content	< 30 mg/l
TDS	30 - 150 ppm (mg/l)
(Total dissolved solids)	
Electrical conductivity	50 - 200 µS/cm (microsiemens)
Iron Content	< 0.3 mg/l
Water pressure	80 - 800 kPa (0.8 - 8 bar)
Flow rate	> 0.1 l/sec
Water temperature	< 25°C



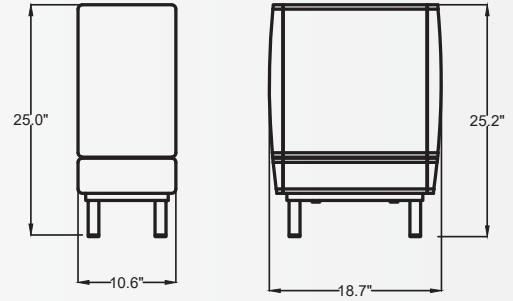
WATER CONNECTION AND DRAIN

Water connection	3/8" compression fitting, L = 59 in
Drain hose	Dia = 0.75 in, L = 78.7 in

ADD-ON UNITS

2 REFRIGERATION UNIT

SU05 CM (5l) (1 Gallon Milk)	120V (15 A)
Electrical connection	10.6 in x 25.2 in x 18.7 in (W / H / D)
Dimensions	approx. 53 lbs
Weight (empty)	A600 FM CM
Compatible with	Black
Colors	

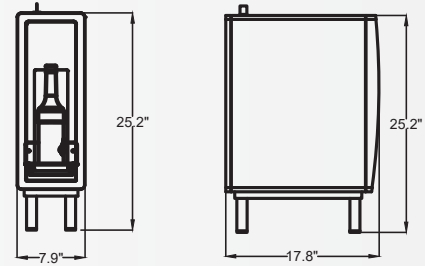


5-15R



3 FLAVOR STATION

FS3	120V (10 A)
Electrical connection	7.9 in x 25.2 in x 17.8 in (W / H / D)
Dimensions	approx. 40 lbs
Weight (empty)	A600 FM CM
Compatible with	Black
Colors	

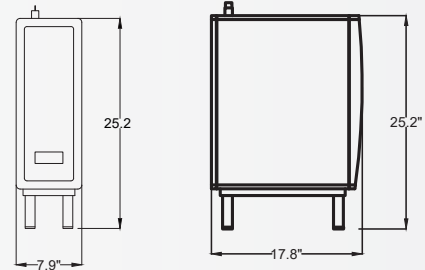


5-15R



4 ACCOUNTING SYSTEM

AC 200	Cashless payment system
Accounting systems	120V (10 A)
Electrical connection	7.9 in / 25.2 in / 17.8 in (W / H / D)
Dimensions	approx. 40 lbs
Weight (empty)	A600 FM CM
Compatible with	Black
Colors	



5-15R



ACCOUNTING SYSTEM

AC125CL	Cashless payment system
Accounting systems	120V (10 A)
Electrical connection	5 in x 6 in x 12 in (W / H / D)
Dimensions	approx. 4 lbs
Weight (empty)	A600 FM CM
Compatible with	Black
Colors	



5-15R



ADD-ON UNITS

5 CUP WARMER

Electrical connection

Dimensions

Weight (empty)

Compatible with

Colors

CW

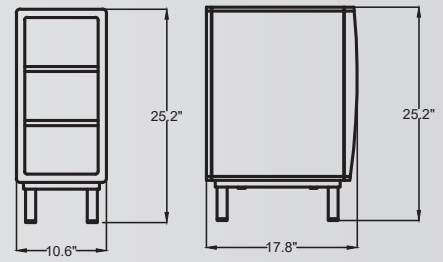
120V (15 A)

10.6 in x 25.2 in x 17.8 in (W / H / D)

approx. 44 lbs

Model A600 FM CM

Black



5-15R



Intertek

3123505

ETL LISTED CONFORMS TO
UL STD 197 CERTIFIED TO
CSA STD C22.2
NO 109



Intertek

CONFORMS TO
NSF STD 4